



# Kelley DL1000 LOADER

For 12 to 22 Horsepower Tractors

- ★ QUICK-DETACHABLE
- ★ VERSATILE
- ★ POWER PACKED



## SPECIFICATIONS

A	Maximum Lift Height	84"
B	Clearance Dumped	64"
C	Reach - Bucket on Ground	52 1/2"
D	Digging Depth	5"
E	Overall Height Carry Position	47"
F	Roll Back - Bucket 15°	4"
G	Reach - Maximum	24"
H	Maximum Bucket Tilt at Full Height	40°

**Note:** Measurements and performance data shown will vary slightly with different tractor models, tire sizes, and variations in hydraulic systems involved.

## PERFORMANCE FEATURES

Responsive Operation with 2" Double-Acting Lift Cylinders and a single 2" Double-Acting Bucket Cylinder - Dumps Faster than most twin bucket cylinder loaders.

Break-A-Way	1,400 lbs.
Full Height	900 lbs.

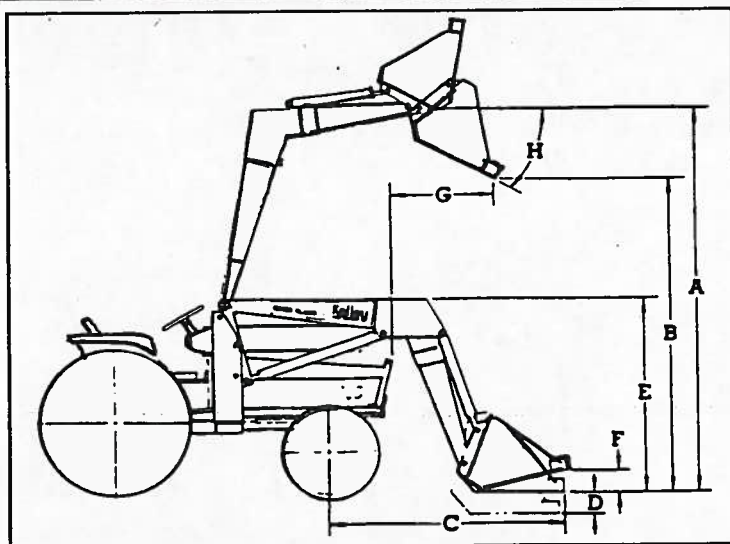
**Note:** Based on 2000 PSI Pressure Relief Cross Control Valve. All weights are electronically scaled.

48" Material Bucket	5.8 cu ft.
60" Material Bucket	7.2 cu ft.

High Clearance - Low Profile Design  
Wrap-Around Side Frames and Front Bumper Protection.  
Strong Loader Main Frame Built for Optimum  
Loader Capacity and Durability.

Parking Stand Provided for Easy Dismounting  
Hydraulic Oil Couplers Conveniently Located at  
Control Valve Work Ports.

Optional Single Lever Valve Control  
Compatible with many mid-mounted mowers.



Approximate Shipping Weight 640 lbs.  
(with 60" Material Bucket, Valve Kit, and Mounting Kit.)

# Kelley

Kelley Manufacturing Corporation  
61501 Bremen Highway  
Mishawaka, IN 46544-9724  
(219) 255-4746 • Fax: (219) 255-6817

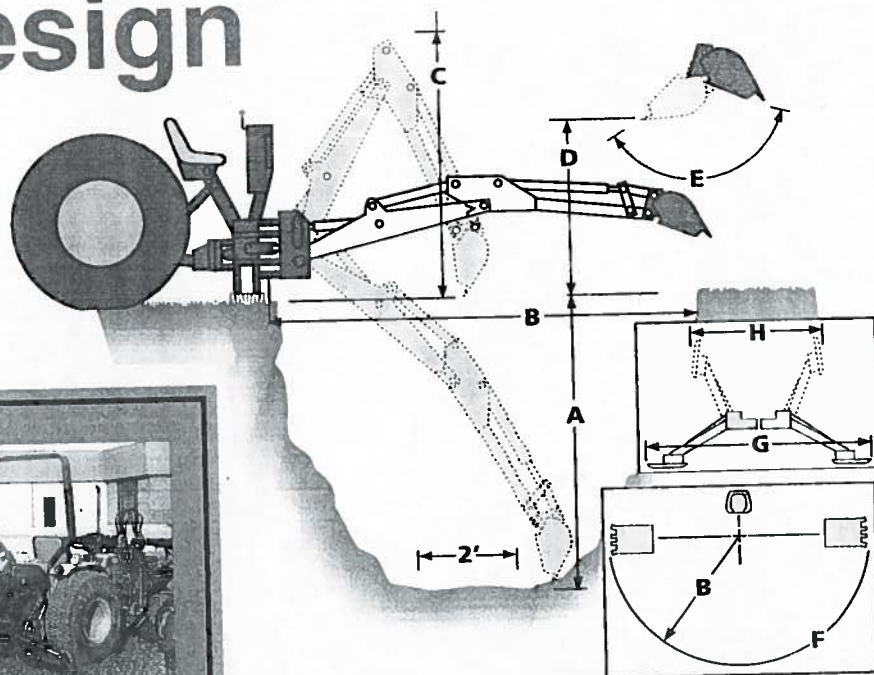
**SOLD BY:**





# Efficient and Affordable by Design

**THE  
B10  
SERIES**



**9' Reach**



The Kelley B10 Backhoe is painted all black as standard or the deluxe yellow and black paint may be ordered.



The Kelley B10 Backhoe in transport mode with boom lock in place.

## Specifications

<b>A</b> Maximum digging depth	6'6"
Digging depth (two foot flat bottom)	6'0"
<b>B</b> Reach from swing pivot	9'0"
<b>C</b> Transport height	5'3"
<b>D</b> Bucket Clearance	5'0"
<b>E</b> Bucket Rotation	165°
<b>F</b> Swing Arc	140°
<b>G</b> Stabilizer spread down (Operating)	7'0"
<b>H</b> Stabilizer spread up (Transport)	5'8"
Bucket Pryout power - in excess of	4076 lbs.
Bucket curl power at cutting lip	1870 lbs.
Crowd power at end of dipper stick	1728 lbs.
Lift at end of boom	640 lbs.
Lift at end of stick 2/ boom & dipper stick extended	375 lbs.
Hydraulic system relief valve setting	2000 P.S.I.
Hydraulic flow requirements	3.5 to 4 G.P.M.
Shipping weight (less bucket)	555 lbs.
Recommended Tractor size	12 to 35 HP
Boom cylinder	Bore 2.5"/Stroke 14"
Dipper stick cylinder	Bore 2.5"/Stroke 10"
Bucket cylinder	Bore 2.5"/Stroke 14"
Swing cylinder	Bore 2.5"/Stroke 7"
Stabilizer cylinders (two)	Bore 2.0"/Stroke 8"

Bucket Width	Cutting Width	Number of Teeth	Weight	Heaped Capacity	Struck Capacity
9"	9-1/2"	3	33 lbs.	.64 cu. ft.	.47 cu. ft.
12"	12-1/2"	3	38 lbs.	.85 cu. ft.	.63 cu. ft.
15"	15-1/2"	4	44 lbs.	1.06 cu. ft.	.79 cu. ft.

## Features

**Six-spool sectional control valve with adjustable master relief valve.** Safety unload feature on boom circuit for operator protection. Good valve feathering characteristics for superb operational control.

**Power beyond capability** for control valve available as an optional kit.

**Two lever hydraulic control** for ease of operation.

**Six powerful double-acting hydraulic cylinders** with chrome plated rod shafts and high quality internal seals for dependable long life performance.

Backhoe is equipped with a **safety transportation boom lock**. Wide stance **hydraulic foldout stabilizer legs** for good operating control.

**Rubber shock absorbing swing stops** for swing rotational protection.

Sturdy **tubular and box design** for the frame, boom, and dipper stick assemblies.

Hoses have **abrasive-resistant coverings** for longer life. Basic backhoe unit is assembled, inspected, filled with oil and operated before shipping.

**All pins are locked** in place for maximum wear protection, and fitted for grease with replaceable steel wear bushings at major pivot points.

**Ideal for the farmer, rancher, estate owner or homeowner** to use in the care & maintenance of their properties. This backhoe is compact & great for those hard to get at locations with the least amount of ground surface damage.

**Kelley**

Kelley Manufacturing Corp.  
61501 Bremen Highway  
Mishawaka, IN 46544-9724  
(219) 255-4746





YOUR LOCAL AUTHORIZED KELLEY DEALER IS:

Specifications may vary depending on tractor model and are based on boom pivot 11" above ground level. Tractor front counter weights may be needed for stability & safe tractor operation. Specifications are subject to change without notification. Printed in U.S.A.




# Utility Compact Backhoes

## THE B15 SERIES



### Standard Features

Category I three-point rigid hitch mounting with Kelley Stabilizing Kit for maximum digging power. Also available are semi-rigid frame mount kits for some tractors if desired.



Selected Skid Steer Loader Mountings available for the BLM15 Model.

Dual double acting swing cylinders for positive swing power and control with the Kelley exclusive patented Hydraulic Swing Cushioning for smooth stopping without the need for rubber swing stops.

Fold out Hydraulic Stabilizer Legs with pivoting standard steel pads. Optional rubber street pads available for stabilizer legs.

Adjustable folding cushioned seat.

Available bucket sizes 9", 12", 15" and 18". All buckets feature heavy-duty design with side cutting edges and "2A" size replaceable bucket teeth for digging in all types of soil.

PTO 540 RPM Independent Hydraulic Pump System is optionally available.


Easy to mount and detach, Affordable and Economical to own and operate.

# Kelley



# ***STRONGLAND***™

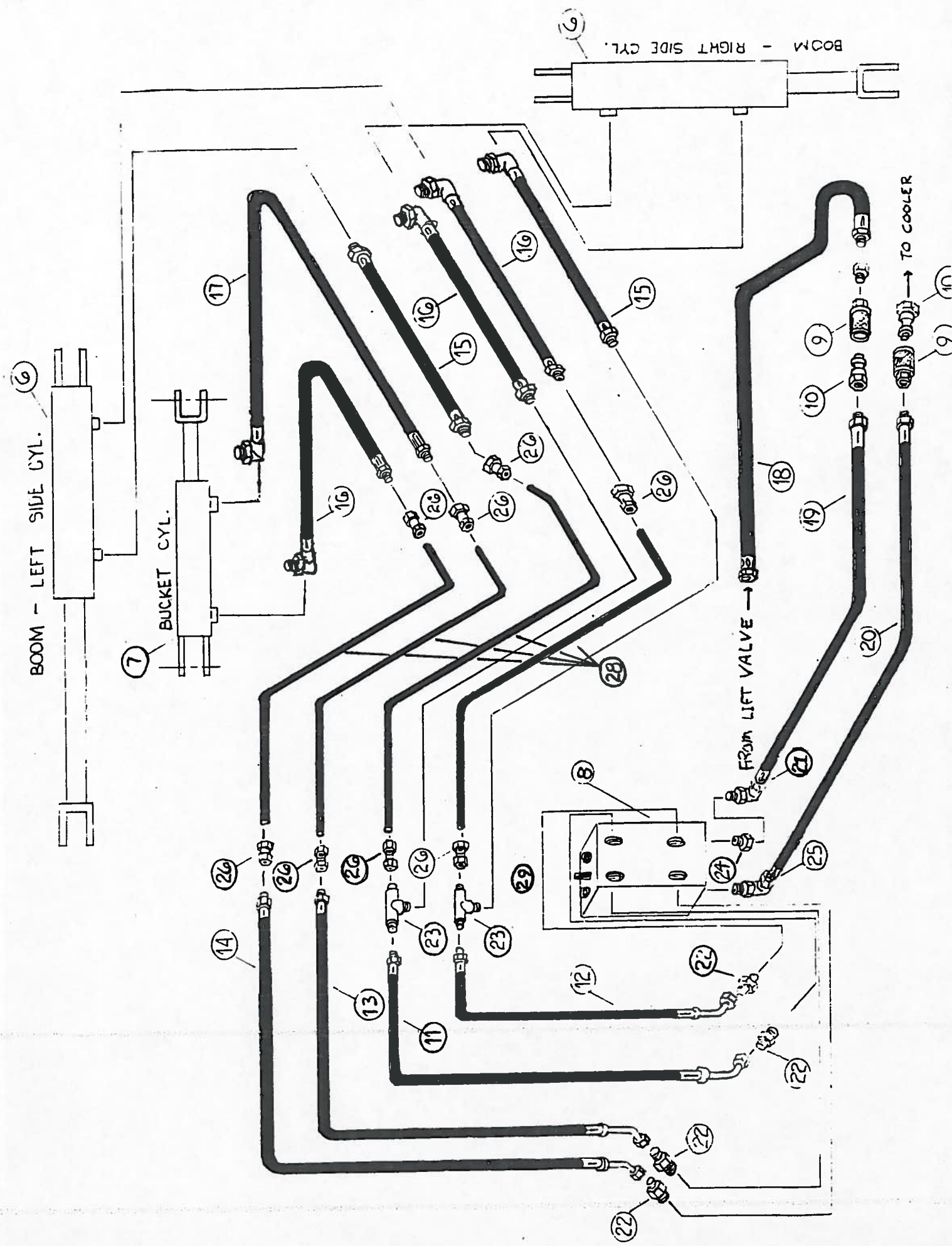
## **MODEL 672 FRONT LOADER**





## QUICK-ATTACH FRONT LOADER

REFERENCE	QUANTITY	PART NUMBER	PART DESCRIPTION
1	1	501100	Loader Bucket
2	1	501200	Loader Arms Assembly
3	4	501225	Loader Pin
4	1	501300	Loader Frame Assembly
5	2	501336	Mounting Pin
6	2	5017HA	Boom Cylinders
7	1	5017HB	Bucket Cylinder
8	1	5017HC	Control Valve
9	2	5017HD	3/8 NPT Quick Disconnect Socket
10	2	5017HE	3/8 NPT Quick Disconnect Plug
11	1	5017HH	4M3K-4MP-4FJICX45-33" Hose
12	1	5017HJ	4M3K-4MP-4FJICX45-31" Hose
13	1	5017HK	4M3K-4MP-4FJICX45-34" Hose
14	1	5017HL	4M3K-4MP-4FJICX45-32" Hose
15	2	5017HM	4M3K-4MP-6MPX90-24" Hose
16	3	5017HN	4M3K-4MP-6MPX90-21" Hose
17	1	5017HP	4M3K-4MP-6MPX90-28" Hose
18	1	5017HQ	6M3K-6MP-6MPX90-62" Hose
19	1	5017HS	6M3K-6MP-6MP-50" Hose
20	1	5017HG	6M3K-6MP-6MP-60" Hose
21	1	1725HE	6MP-6FPX90 Adapter
22	4	5017KE	6MB-4MJIC Adapter
23	2	1745HE	1/4" Street Tee
24	1	5017KG	6MB-6FPX Adapter
25	1	1747HA	6MB-6FPX90 Adapter
26	8	5017TA	1/4" Female NPT x3/8" Tube Compression Nut
27	5	5017TC	Twin Tube Clamp
28	13 Feet	8600AA	3/8x.049 Wall Jic Hydraulic Tube
29	1	5017HV	Danfoss Joystick (Not shown)



## **QUICK-ATTACH FRONT LOADER 74 SERIES MOUNTING ASSEMBLY**

<b>REFERENCE</b>	<b>QUANTITY</b>	<b>PART NUMBER</b>	<b>PART DESCRIPTION</b>
A	1	574100	74 Mounting Kit
1	1	574118	Front Loader Mount
2	1	574123	Left Rear Loader Mount
3	1	574124	Right Rear Loader Mount

